



CROATIAN SHOOTING FEDERATION  
SD "VELIKO TRGOVIŠĆE"



**22<sup>nd</sup> CROATIA CUP  
CROSSBOW FIELD - IR1800**

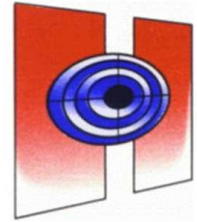
***RESULTS BOOK***




Sports Centre "Veliko Trgovišće"  
23<sup>rd</sup> to 25<sup>th</sup> June 2017



**22th Croatia Cup 2017**  
**RESULTS**  
**FIELD CROSSBOW - 1st DAY**  
**Qualification**  
SAT 24 JUN 2017, START TIME 09:00



Rank	FP	Bib No	Name	Nation	Team	Distance			Total	Remarks
						65m	50m	35m		
1	26	113	OBOROVEČKI Martin	<u>CROATIA</u>	SD V. Trgov	284	290	292	<b>866-41x</b>	
2	4	114	PEREGLIN Domagoj	<u>CROATIA</u>	SD Dubrava	287	286	292	<b>865-44x</b>	
3	8	136	CHRISTOFFEL Pascal	<u>FRANCE</u>	France "A"	287	288	286	<b>861-37x</b>	
4	12	141	MANGEMATIN Jacques	<u>FRANCE</u>	France "A"	277	289	289	<b>855-41x</b>	
5	28	120	ŠTRBENAC Luka	<u>CROATIA</u>	PGSD Zagr	272	293	289	<b>854-33x</b>	
6	7	106	KAJFEŠ Marijan	<u>CROATIA</u>	SD Dubrava	277	283	293	<b>853-34x</b>	
7	15	109	KRIVANEK Nikolina	<u>CROATIA</u>	SD Dubrava	272	286	293	<b>851-29x</b>	
8	21	115	PEREGLIN Valentina	<u>CROATIA</u>	SD Dubrava	268	291	291	<b>850-38x</b>	
9	16	140	JACOB Ludivine	<u>FRANCE</u>	France "C"	279	288	283	<b>850-32x</b>	
10	6	139	GUILLAUME Florent	<u>FRANCE</u>	France "A"	269	294	287	<b>850-28x</b>	
11	24	134	BAGNARD Gaetan	<u>FRANCE</u>	France "D"	273	287	288	<b>848-20x</b>	
12	32	111	MOFARDIN Oliver	<u>CROATIA</u>	SD Dubrava	276	279	292	<b>847-29x</b>	
13	19	146	TROUILLET Tiffanie	<u>FRANCE</u>	France "C"	272	284	290	<b>846-29x</b>	
14	2	135	CARLOT Didier	<u>FRANCE</u>	France "B"	274	282	289	<b>845-31x</b>	
15	1	127	KORBAŘ Bohumil	<u>CZECHIA</u>	Czechia "A"	278	279	286	<b>843-32x</b>	
16	40	137	COUSSOT JeanPaul	<u>FRANCE</u>	France "B"	268	281	288	<b>837-23x</b>	
17	11	119	ŠPOLER Zoran	CROATIA		270	274	292	<b>836-29x</b>	
18	18	108	KOZUMPLIK Valentina	<u>CROATIA</u>	PGSD Zagr	268	280	283	<b>831-26x</b>	
19	47	121	TIJAN Željko	CROATIA		269	281	281	<b>831-22x</b>	
20	44	150	MATRÁI István	HUNGARY		265	278	286	<b>829-20x</b>	
21	30	143	POURU Mathis	<u>FRANCE</u>	France "D"	261	286	281	<b>828-20x</b>	
22	33	145	SEONI Alessandro	FRANCE		261	280	284	<b>825-24x</b>	
23	27	138	DUTREUIL Marie	<u>FRANCE</u>	France "D"	264	282	279	<b>825-22x</b>	
24	5	130	NEDĚLNÍK Josef	<u>CZECHIA</u>	Czechia "A"	262	278	284	<b>824-21x</b>	
25	23	112	OBOROVEČKI Mihaela	<u>CROATIA</u>	SD V. Trgov	273	276	273	<b>822-18x</b>	
26	17	131	NEDĚLNÍKOVÁ Jaroslava	<u>CZECHIA</u>	Czechia "B"	259	281	280	<b>820-21x</b>	
27	13	142	PERNIN Amélie	<u>FRANCE</u>	France "C"	261	280	277	<b>818-15x</b>	
28	3	102	GSTEU Bernhard	AUSTRIA		261	277	278	<b>816-29x</b>	
29	10	144	RIVAUULT Corentin	<u>FRANCE</u>	France "B"	270	280	265	<b>815-20x</b>	
30	14	129	KUBESOVÁ Sabina	<u>CZECHIA</u>	Czechia "A"	267	279	269	<b>815-16x</b>	
31	29	103	BANOVEC Borna	<u>CROATIA</u>	SD V. Trgov	255	269	284	<b>808-19x</b>	
32	37	105	DUH Željko	CROATIA		248	281	278	<b>807-19x</b>	
33	35	104	BORAK Ivan	<u>CROATIA</u>	SD Dubrava	241	278	285	<b>804-17x</b>	
34	22	125	HYNKOVÁ Karolina	<u>CZECHIA</u>	Czechia "B"	261	259	278	<b>798-17x</b>	



Rank	FP	Bib No	Name	Nation	Team	Distance			Total	Remarks
						65m	50m	35m		
35	34	124	HAJNY Martin	CZECHIA	Czechia "D"	257	267	271	<b>795-18x</b>	
36	36	123	ANDRÉS Lukáš	CZECHIA	Czechia "B"	261	268	253	<b>782-11x</b>	
37	25	133	SKLÁDALOVA Tereza	CZECHIA	Czechia "C"	254	263	258	<b>775-13x</b>	
38	38	151	PALOTAI Gyula	HUNGARY		238	268	258	<b>764-13x</b>	
39	48	149	SCHYGULLA Barbara	GERMANY	SV Winsen	232	261	255	<b>748-10x</b>	
40	41	126	KASZONY Pavel	CZECHIA	Czechia "D"	215	239	231	<b>685- 9x</b>	
41	39	148	SCHYGULLA Karl-Heinz	GERMANY	SV Winsen	214	255	206	<b>675- 5x</b>	
42	42	101	FRITZ Erich	AUSTRIA		187	240	241	<b>668- 4x</b>	
43	45	147	KRESSE Maik	GERMANY	SV Winsen	194	228	223	<b>645- 1x</b>	
44	31	132	POSPÍŠILOVÁ Barbora	CZECHIA	Czechia "C"	203	237	200	<b>640- 8x</b>	
45	46	128	KUBESA Oldřich	CZECHIA	Czechia "C"	236	258	35	<b>529- 7x</b>	
46	20	107	KOMAR Sanja	CROATIA	PGSD Zagr	122	0	0	<b>122- 2x</b>	<b>DNF</b>
		110	KRSTINIĆ Andrej	CROATIA						<b>DNS</b>
		118	ŠAŠKO Milenko	CROATIA						<b>DNS</b>

Protest Date / Time:

### Summary

Number of athletes on this list: 48; Total number of athletes: 48; Total number of teams: 12

### Legend

— Team Member  
DNS Did Not Start

Bib No Bib Number  
FP Firing Point

DNF

Did Not Finish

D9EF85F7


Version of 25 JUN 2017, 09:20

Q1000001A2406170900.1.AP60.0.001.pdf

8AAA

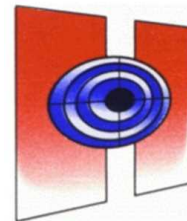
1

Page 2 of 2






**22th Croatia Cup 2017**  
**RESULTS**  
**FIELD CROSSBOW - 2nd DAY**  
**Qualification**  
SUN 25 JUN 2017, START TIME 09:00



Rank	FP	Bib No	Name	Nation	Distance			Total	Remarks
					35m	50m	65m		
1	1	114	PEREGLIN Domagoj	CROATIA	293	291	281	<b>865-46x</b>	
2	20	113	OBOROVEČKI Martin	CROATIA	293	292	273	<b>858-37x</b>	
3	12	115	PEREGLIN Valentina	CROATIA	292	290	272	<b>854-30x</b>	
4	2	136	CHRISTOFFEL Pascal	FRANCE	292	285	274	<b>851-34x</b>	
5	4	106	KAJFEŠ Marijan	CROATIA	286	288	274	<b>848-36x</b>	
6	5	139	GUILLAUME Florent	FRANCE	289	289	268	<b>846-27x</b>	
7	22	134	BAGNARD Gaetan	FRANCE	288	288	269	<b>845-27x</b>	
8	7	127	KORBAŘ Bohumil	CZECHIA	289	284	271	<b>844-38x</b>	
9	11	109	KRIVANEK Nikolina	CROATIA	285	286	269	<b>840-36x</b>	
10	21	120	ŠTRBENAC Luka	CROATIA	285	286	269	<b>840-35x</b>	
11	24	112	OBOROVEČKI Mihaela	CROATIA	281	285	271	<b>837-30x</b>	
12	3	141	MANGEMATIN Jacques	FRANCE	289	289	258	<b>836-27x</b>	
13	8	119	ŠPOLER Zoran	CROATIA	279	288	268	<b>835-29x</b>	
14	6	135	CARLOT Didier	FRANCE	284	286	261	<b>831-29x</b>	
15	19	107	KOMAR Sanja	CROATIA	290	271	270	<b>831-21x</b>	
16	28	143	POURU Mathis	FRANCE	286	276	268	<b>830-24x</b>	
17	15	108	KOZUMPLIK Valentina	CROATIA	280	284	266	<b>830-21x</b>	
18	14	146	TROUILLET Tiffanie	FRANCE	285	283	261	<b>829-20x</b>	
19	23	138	DUTREUIL Marie	FRANCE	288	286	252	<b>826-30x</b>	
20	35	137	COUSSOT Jean Paul	FRANCE	282	284	260	<b>826-28x</b>	
21	30	103	BANOVEC Borna	CROATIA	280	276	265	<b>821-23x</b>	
22	13	140	JACOB Ludivine	FRANCE	286	282	253	<b>821-20x</b>	
23	36	121	TIJAN Željko	CROATIA	278	286	254	<b>818-26x</b>	
24	17	142	PERNIN Amélie	FRANCE	280	278	260	<b>818-17x</b>	
25	9	102	GSTEU Bernhard	AUSTRIA	285	276	255	<b>816-27x</b>	
26	31	104	BORAK Ivan	CROATIA	282	277	254	<b>813-20x</b>	
27	29	145	SEONI Alessandro	FRANCE	284	277	246	<b>807-24x</b>	
28	27	111	MOFARDIN Oliver	CROATIA	282	271	248	<b>801-19x</b>	
29	10	144	RIVAUULT Corentin	FRANCE	273	281	247	<b>801-14x</b>	
30	18	129	KUBESOVÁ Sabina	CZECHIA	261	281	258	<b>800-20x</b>	
31	33	123	ANDRÉS Lukáš	CZECHIA	271	270	256	<b>797-15x</b>	
32	38	130	NEDĚLNÍK Josef	CZECHIA	284	264	248	<b>796-19x</b>	
33	37	150	MATRÁI István	HUNGAR Y	275	273	248	<b>796-15x</b>	
34	16	131	NEDĚLNÍKOVÁ Jaroslava	CZECHIA	279	271	243	<b>793-17x</b>	



Rank	FP	Bib No	Name	Nation	Distance			Total	Remarks
					35m	50m	65m		
35	39	105	DUH Željko	CROATIA	274	266	250	<b>790-17x</b>	
36	26	133	SKLÁDALOVA Tereza	CZECHIA	271	269	247	<b>787-22x</b>	
37	32	124	HAJNY Martin	CZECHIA	264	261	238	<b>763- 9x</b>	
38	25	125	HYNKOVA Karolina	CZECHIA	270	259	233	<b>762-19x</b>	
39	34	132	POSPÍŠILOVÁ Barbora	CZECHIA	257	244	234	<b>735- 4x</b>	
40	41	149	SCHYGULLA Barbara	GERMAN Y	248	256	225	<b>729- 9x</b>	
41	43	148	SCHYGULLA Karl-Heinz	GERMAN Y	245	261	222	<b>728-13x</b>	
42	40	151	PALOTAI Gyula	HUNGAR Y	237	258	229	<b>724-10x</b>	
43	42	126	KASZONY Pavel	CZECHIA	216	247	221	<b>684-10x</b>	
44	44	101	FRITZ Erich	AUSTRIA	228	228	224	<b>680- 5x</b>	
45	45	147	KRESSE Maik	GERMAN Y	217	249	175	<b>641- 3x</b>	
		128	KUBESA Oldřich	CZECHIA					<b>DNS</b>

Protest Date / Time:

### Summary

Number of athletes on this list: 46; Total number of athletes: 46

### Legend

Bib No Bib Number

DNS

Did Not Start

FP

Firing Point

4B2F0CEE


Version of 25 JUN 2017, 15:15

Q1000001A2506170900.1.AP60.0.001.pdf

8AAA

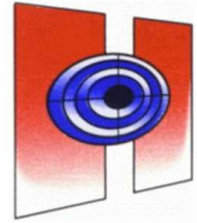
1

Page 2 of 2





**22th Croatia Cup 2017**  
**RESULTS**  
**FIELD CROSSBOW - ALL**  
**Qualification**  
SUN 25 JUN 2017, START TIME 09:00



Rank	FP	Bib No	Name	Nation	Result				Total	Remarks
					1st day	35m	50m	65m		
1	1	114	PEREGLIN Domagoj	CROATIA	865	293	291	281	<b>1730-90x</b>	
2	20	113	OBOROVEČKI Martin	CROATIA	866	293	292	273	<b>1724-78x</b>	
3	2	136	CHRISTOFFEL Pascal	FRANCE	861	292	285	274	<b>1712-71x</b>	
4	12	115	PEREGLIN Valentina	CROATIA	850	292	290	272	<b>1704-68x</b>	
5	4	106	KAJFEŠ Marijan	CROATIA	853	286	288	274	<b>1701-70x</b>	
6	5	139	GUILLAUME Florent	FRANCE	850	289	289	268	<b>1696-57x</b>	
7	21	120	ŠTRBENAC Luka	CROATIA	854	285	286	269	<b>1694-68x</b>	
8	22	134	BAGNARD Gaetan	FRANCE	848	288	288	269	<b>1693-47x</b>	
9	3	141	MANGEMATIN Jacques	FRANCE	855	289	289	258	<b>1691-68x</b>	
10	11	109	KRIVANEK Nikolina	CROATIA	851	285	286	269	<b>1691-65x</b>	
11	7	127	KORBAŘ Bohumil	CZECHIA	843	289	284	271	<b>1687-70x</b>	
12	6	135	CARLOT Didier	FRANCE	845	284	286	261	<b>1676-67x</b>	
13	14	146	TROUILLET Tiffanie	FRANCE	846	285	283	261	<b>1675-49x</b>	
14	8	119	ŠPOLER Zoran	CROATIA	836	279	288	268	<b>1671-58x</b>	
15	13	140	JACOB Ludivine	FRANCE	850	286	282	253	<b>1671-52x</b>	
16	35	137	COUSSOT Jean Paul	FRANCE	837	282	284	260	<b>1663-51x</b>	
17	15	108	KOZUMPLIK Valentina	CROATIA	831	280	284	266	<b>1661-47x</b>	
18	24	112	OBOROVEČKI Mihaela	CROATIA	822	281	285	271	<b>1659-48x</b>	
19	28	143	POURU Mathis	FRANCE	828	286	276	268	<b>1658-44x</b>	
20	23	138	DUTREUIL Marie	FRANCE	825	288	286	252	<b>1651-52x</b>	
21	36	121	TIJAN Željko	CROATIA	831	278	286	254	<b>1649-48x</b>	
22	27	111	MOFARDIN Oliver	CROATIA	847	282	271	248	<b>1648-48x</b>	
23	17	142	PERNIN Amélie	FRANCE	818	280	278	260	<b>1636-39x</b>	
24	9	102	GSTEU Bernhard	AUSTRIA	816	285	276	255	<b>1632-56x</b>	
25	29	145	SEONI Alessandro	FRANCE	825	284	277	246	<b>1632-48x</b>	
26	30	103	BANOVEC Borna	CROATIA	808	280	276	265	<b>1629-42x</b>	
27	37	150	MATRÁI István	HUNGAR Y	829	275	273	248	<b>1625-35x</b>	
28	38	130	NEDĚLNÍK Josef	CZECHIA	824	284	264	248	<b>1620-40x</b>	
29	31	104	BORAK Ivan	CROATIA	804	282	277	254	<b>1617-37x</b>	
30	10	144	RIVAUULT Corentin	FRANCE	815	273	281	247	<b>1616-34x</b>	
31	18	129	KUBESOVÁ Sabina	CZECHIA	815	261	281	258	<b>1615-36x</b>	
32	16	131	NEDĚLNÍKOVÁ Jaroslava	CZECHIA	820	279	271	243	<b>1613-38x</b>	
33	39	105	DUH Željko	CROATIA	807	274	266	250	<b>1597-36x</b>	
34	33	123	ANDRÉS Lukáš	CZECHIA	782	271	270	256	<b>1579-26x</b>	



Rank	FP	Bib No	Name	Nation	Results				Total	Remarks
					1st day	35m	50m	65m		
35	26	133	SKLÁDALOVA Tereza	CZECHIA	775	271	269	247	<b>1562-35x</b>	
36	25	125	HYNKOVÁ Karolina	CZECHIA	798	270	259	233	<b>1560-36x</b>	
37	32	124	HAJNY Martin	CZECHIA	795	264	261	238	<b>1558-27x</b>	
38	40	151	PALOTAI Gyula	HUNGAR Y	764	237	258	229	<b>1488-23x</b>	
39	41	149	SCHYGULLA Barbara	GERMAN Y	748	248	256	225	<b>1477-19x</b>	
40	43	148	SCHYGULLA Karl-Heinz	GERMAN Y	675	245	261	222	<b>1403-18x</b>	
41	34	132	POSPÍŠILOVÁ Barbora	CZECHIA	640	257	244	234	<b>1375-12x</b>	
42	42	126	KASZONY Pavel	CZECHIA	685	216	247	221	<b>1369-19x</b>	
43	44	101	FRITZ Erich	AUSTRIA	668	228	228	224	<b>1348- 9x</b>	
44	45	147	KRESSE Maik	GERMAN Y	645	217	249	175	<b>1286- 4x</b>	
45	19	107	KOMAR Sanja	CROATIA	122	290	271	270	<b>953-23x</b>	
46	46	128	KUBESA Oldřich	CZECHIA	529	0	0	0	<b>529- 7x DNF</b>	

Protest Date / Time:

### Summary

Number of athletes on this list: 46; Total number of athletes: 46

### Legend

Bib No Bib Number

DNF

Did Not Finish

FP

Firing Point

D3FEBD4F


Version of 25 JUN 2017, 21:11

Q1000001A2506170900.1.AP60.0.001.pdf

8AAA

7

Page 2 of 2



**22nd CROATIA CUP 2017 - FIELD CROSSBOW**  
**Sports Centre "Veliko Trgovišće"**

*Men*

Rank	COMPETITOR	COUNTRY	Day 1	65m	50m	35m	Σ	R10	10	Day 2	35m	50m	65m	Σ	R10	10	Total	Σ	R10	10
1	PEREGLIN Domagoj	CROATIA	M	287	286	292	<b>865</b>	44	14		293	291	281	<b>865</b>	46	12		<b>1730</b>	90	26
2	CHRISTOFFEL Pascal	FRANCE	M	287	288	286	<b>861</b>	37	19		292	285	274	<b>851</b>	34	19		<b>1712</b>	71	38
3	KAJFEŠ Marijan	CROATIA	M	277	283	293	<b>853</b>	34	17		286	288	274	<b>848</b>	36	13		<b>1701</b>	70	30
4	GUILLAUME Florent	FRANCE	M	269	294	287	<b>850</b>	28	21		289	289	268	<b>846</b>	29	29		<b>1696</b>	57	50
5	MANGEMATIN Jacques	FRANCE	M	277	289	289	<b>855</b>	41	13		289	289	258	<b>836</b>	27	22		<b>1691</b>	68	35
6	KORBAŘ Bohumil	CZECHIA	M	278	279	286	<b>843</b>	32	13		289	284	271	<b>844</b>	38	7		<b>1687</b>	70	20
7	CARLOT Didier	FRANCE	M	274	282	289	<b>845</b>	31	14		284	286	261	<b>831</b>	36	7		<b>1676</b>	67	21
8	ŠPOLER Zoran	CROATIA	M	270	274	292	<b>836</b>	29	16		279	288	268	<b>835</b>	29	16		<b>1671</b>	58	32
9	GSTEU Bernhard	AUSTRIA	M	261	277	278	<b>816</b>	29	8		285	276	255	<b>816</b>	27	12		<b>1632</b>	56	20
10	RIVAUULT Corentin	FRANCE	M	270	280	265	<b>815</b>	20	12		273	281	247	<b>801</b>	14	16		<b>1616</b>	34	28

*Women*

Rank	COMPETITOR	COUNTRY	Day 1	65m	50m	35m	Σ	R10	10	Day 2	35m	50m	65m	Σ	R10	10	Total	Σ	R10	10
1	PEREGLIN Valentina	CROATIA	W	268	291	291	<b>850</b>	38	14		292	290	272	<b>854</b>	30	25		<b>1704</b>	68	39
2	KRIVANEK Nikolina	CROATIA	W	272	286	293	<b>851</b>	29	21		285	286	269	<b>840</b>	36	13		<b>1691</b>	65	34
3	TROUILLET Tiffanie	FRANCE	W	272	284	290	<b>846</b>	29	20		285	283	261	<b>829</b>	20	10		<b>1675</b>	49	30
4	JACOB Ludivine	FRANCE	W	279	288	283	<b>850</b>	32	14		286	282	253	<b>821</b>	20	14		<b>1671</b>	52	28
5	KOZUMPLIK Valentina	CROATIA	W	268	280	283	<b>831</b>	26	15		280	284	266	<b>830</b>	21	18		<b>1661</b>	47	33
6	PERNIN Amélie	FRANCE	W	261	280	277	<b>818</b>	22	7		280	278	260	<b>818</b>	17	23		<b>1636</b>	39	30
7	KUBESOVÁ Sabina	CZECHIA	W	267	279	269	<b>815</b>	16	14		261	281	258	<b>800</b>	20	12		<b>1615</b>	36	26
8	NEDĚLNÍKOVÁ Jaroslava	CZECHIA	W	259	281	280	<b>820</b>	21	15		279	271	243	<b>793</b>	17	9		<b>1613</b>	38	24
9	KOMAR Sanja	CROATIA	W	122	0	0	<b>122</b>	2	0		290	271	270	<b>831</b>	21	20		<b>953</b>	23	20

*Juniors*

Rank	COMPETITOR	COUNTRY	Day 1	65m	50m	35m	Σ	R10	10	Day 2	35m	50m	65m	Σ	R10	10	Total	Σ	R10	10
1	OBOROVEČKI Martin	CROATIA	J	284	290	292	<b>866</b>	41	17		293	292	273	<b>858</b>	37	21		<b>1724</b>	78	38
2	ŠTRBENAC Luka	CROATIA	J	272	293	289	<b>854</b>	33	21		285	286	269	<b>840</b>	35	6		<b>1694</b>	68	27
3	BAGNARD Gaetan	FRANCE	J	273	287	288	<b>848</b>	20	26		288	288	269	<b>845</b>	27	19		<b>1693</b>	47	45
4	OBOROVEČKI Mihaela	CROATIA	J	273	276	273	<b>822</b>	18	12		281	285	271	<b>837</b>	30	12		<b>1659</b>	48	24
5	DUTREUIL Marie	FRANCE	J	264	282	279	<b>825</b>	22	10		288	286	252	<b>826</b>	30	11		<b>1651</b>	52	21
6	SKLÁDALOVA Tereza	CZECHIA	J	254	263	258	<b>775</b>	13	6		271	269	247	<b>787</b>	22	12		<b>1562</b>	35	18
7	HYNKOVÁ Karolina	CZECHIA	J	261	259	278	<b>798</b>	17	18		270	259	233	<b>762</b>	19	7		<b>1560</b>	36	25

*Cadets*



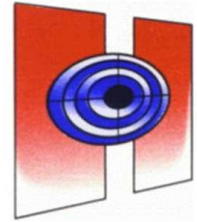
Rank	COMPETITOR	COUNTRY	Day 1	65m	50m	35m	Σ	R10	10	Day 2	35m	50m	65m	Σ	R10	10	Total	Σ	R10	10
1	POURU Mathis	FRANCE	C	261	286	281	828	20	16		286	276	268	830	24	17		1658	44	33
2	MOFARDIN Oliver	CROATIA	C	276	279	292	847	29	21		282	271	248	801	19	9		1648	48	30
3	SEONI Alessandro	FRANCE	C	261	280	284	825	24	12		284	277	246	807	24	15		1632	48	27
4	BANOVEC Borna	CROATIA	C	255	269	284	808	19	15		280	276	265	821	23	9		1629	42	24
5	BORAK Ivan	CROATIA	C	241	278	285	804	17	17		282	277	254	813	20	12		1617	37	29
6	ANDRÉS Lukáš	CZECHIA	C	261	268	253	782	11	6		271	270	256	797	15	16		1579	26	22
7	HAJNY Martin	CZECHIA	C	257	267	271	795	18	8		264	261	238	763	9	11		1558	27	19
8	POSPÍŠILOVÁ Barbora	CZECHIA	C	203	237	200	640	8	4		257	244	234	735	4	13		1375	12	17

#### Seniors


Rank	COMPETITOR	COUNTRY	Day 1	65m	50m	35m	Σ	R10	10	Day 2	35m	50m	65m	Σ	R10	10	Total	Σ	R10	10
1	COUSSOT Jean Paul	FRANCE	S	268	281	288	837	23	18		282	284	260	826	28	15		1663	51	33
2	TIJAN Željko	CROATIA	S	269	281	281	831	22	15		278	286	254	818	26	15		1649	48	30
3	MATRÁI István	HUNGARY	S	265	278	286	829	20	20		275	273	248	796	15	16		1625	35	36
4	NEDĚLNÍK Josef	CZECHIA	S	262	278	284	824	21	12		284	264	248	796	19	12		1620	40	24
5	DUH Željko	CROATIA	S	248	281	278	807	19	14		274	266	250	790	17	10		1597	36	24
6	PALOTAI Gyula	HUNGARY	S	238	268	258	764	13	6		237	258	229	724	10	4		1488	23	10
7	SCHYGULLA Barbara	GERMANY	S	232	261	255	748	10	9		248	256	225	729	9	9		1477	19	18
8	SCHYGULLA Karl-Heinz	GERMANY	S	214	255	206	675	5	3		245	261	222	728	13	7		1403	18	10
9	KASZONY Pavel	CZECHIA	S	215	239	231	685	9	9		216	247	221	684	10	7		1369	19	16
10	FRITZ Erich	AUSTRIA	S	187	240	241	668	4	7		228	228	224	680	5	7		1348	9	14
11	KRESSE Maik	GERMANY	S	194	228	223	645	1	7		217	249	175	641	3	10		1286	4	17
12	KUBESA Oldřich	CZECHIA	S	236	258	35	529	7	2		0	0	0	0	0	0		529	7	2



**22th Croatia Cup 2017**  
**RESULTS**  
**FIELD CROSSBOW - 1st DAY**  
**TEAM**  
SAT 24 JUN 2017, START TIME 09:00



Rank	Bib No	Name	Series			Total	Remarks
			1	2	3		
<b>1</b>		<b>SD Dubrava 1094 "A" - Croatia</b>	<b>832</b>	<b>860</b>	<b>876</b>	<b>2568-116x WR</b>	
	114	PEREGLIN Domagoj	287	286	292	<b>865-44x</b>	
	106	KAJFEŠ Marijan	277	283	293	<b>853-34x</b>	
	115	PEREGLIN Valentina	268	291	291	<b>850-38x</b>	
<b>2</b>		<b>France "A" - Men</b>	<b>833</b>	<b>871</b>	<b>862</b>	<b>2566-106x</b>	
	136	CHRISTOFFEL Pascal	287	288	286	<b>861-37x</b>	
	141	MANGEMATIN Jacques	277	289	289	<b>855-41x</b>	
	139	GUILLAUME Florent	269	294	287	<b>850-28x</b>	
<b>3</b>		<b>France "C" - Women</b>	<b>812</b>	<b>852</b>	<b>850</b>	<b>2514- 76x</b>	
	140	JACOB Ludivine	279	288	283	<b>850-32x</b>	
	146	TROUILLET Tiffanie	272	284	290	<b>846-29x</b>	
	142	PERNIN Amélie	261	280	277	<b>818-15x</b>	
<b>4</b>		<b>SD Dubrava 1094 "B" - Croatia</b>	<b>789</b>	<b>843</b>	<b>870</b>	<b>2502- 75x</b>	
	109	KRIVANEK Nikolina	272	286	293	<b>851-29x</b>	
	111	MOFARDIN Oliver	276	279	292	<b>847-29x</b>	
	104	BORAK Ivan	241	278	285	<b>804-17x</b>	
<b>5</b>		<b>France "D" - Junior</b>	<b>798</b>	<b>855</b>	<b>848</b>	<b>2501- 62x</b>	
	134	BAGNARD Gaetan	273	287	288	<b>848-20x</b>	
	143	POURU Mathis	261	286	281	<b>828-20x</b>	
	138	DUTREUIL Marie	264	282	279	<b>825-22x</b>	
<b>6</b>		<b>France "B" - Men</b>	<b>812</b>	<b>843</b>	<b>842</b>	<b>2497- 74x</b>	
	135	CARLOT Didier	274	282	289	<b>845-31x</b>	
	137	COUSSOT JeanPaul	268	281	288	<b>837-23x</b>	
	144	RIVAULT Corentin	270	280	265	<b>815-20x</b>	
<b>7</b>		<b>SD V. Trgovišće - Croatia</b>	<b>812</b>	<b>835</b>	<b>849</b>	<b>2496- 78x</b>	
	113	OBOROVEČKI Martin	284	290	292	<b>866-41x</b>	
	112	OBOROVEČKI Mihaela	273	276	273	<b>822-18x</b>	
	103	BANOVEC Borna	255	269	284	<b>808-19x</b>	



Rank	Bib No	Name	Series			Total	Remarks
			1	2	3		
<b>8</b>		<b>Czechia "A" - Czechia</b>	<b>807</b>	<b>836</b>	<b>839</b>	<b>2482-</b>	<b>69x</b>
	127	KORBAŘ Bohumil	278	279	286	<b>843-32x</b>	
	130	NEDĚLNÍK Josef	262	278	284	<b>824-21x</b>	
	129	KUBESOVÁ Sabina	267	279	269	<b>815-16x</b>	
<b>9</b>		<b>Czechia "B" - Czechia</b>	<b>781</b>	<b>808</b>	<b>811</b>	<b>2400-</b>	<b>49x</b>
	131	NEDĚLNÍKOVÁ Jaroslava	259	281	280	<b>820-21x</b>	
	125	HYNKOVÁ Karolina	261	259	278	<b>798-17x</b>	
	123	ANDRÉS Lukáš	261	268	253	<b>782-11x</b>	
<b>10</b>		<b>SV Winsen Luhe - Germany</b>	<b>640</b>	<b>744</b>	<b>684</b>	<b>2068-</b>	<b>16x</b>
	149	SCHYGULLA Barbara	232	261	255	<b>748-10x</b>	
	148	SCHYGULLA Karl-Heinz	214	255	206	<b>675- 5x</b>	
	147	KRESSE Maik	194	228	223	<b>645- 1x</b>	
<b>11</b>		<b>Czechia "C" - Czechia</b>	<b>693</b>	<b>758</b>	<b>493</b>	<b>1944-</b>	<b>28x</b>
	133	SKLÁDALOVA Tereza	254	263	258	<b>775-13x</b>	
	132	POSPÍŠILOVÁ Barbora	203	237	200	<b>640- 8x</b>	
	128	KUBESA Oldřich	236	258	35	<b>529- 7x</b>	
<b>12</b>		<b>PGSD Zagreb - Croatia</b>	<b>662</b>	<b>573</b>	<b>572</b>	<b>1807-</b>	<b>61x</b>
	120	ŠTRBENAC Luka	272	293	289	<b>854-33x</b>	
	108	KOZUMPLIK Valentina	268	280	283	<b>831-26x</b>	
	107	KOMAR Sanja	122	0	0	<b>122- 2x DNF</b>	
		<b>Czechia "D" - Czechia</b>					<b>DNS</b>
	124	HAJNY Martin	257	267	271	<b>795-18x</b>	
	126	KASZONY Pavel	215	239	231	<b>685- 9x</b>	

Protest Date / Time:

## Summary

Number of athletes on this list: 38; Total number of athletes: 48; Total number of teams: 12

### Note

Please note that there are records equally achieved by several athletes and only the first to set the record is shown.  
Refer to the Records list on ISSF website: [www.issf-sports.org](http://www.issf-sports.org)

### Legend

Bib No  
WR

Bib Number  
World Record

DNF

Did Not Finish

DNS

Did Not Start

18B7B3C6


Version of 25 JUN 2017, 09:21

Q100000TA2406170900.1.AP60.0.001.pdf

8AAA

1

Page 2 of 2



**22nd CROATIA CUP 2017 - FIELD CROSSBOW**  
**Sports Centre "Veliko Trgovišće"**

Director of Shooting	Pero Stojnić	
Jury of Appeal	Charles Mechin (President) Marko Buhin	Nikola Gašpar Dragutin Vrbek
Field Judges	Gorana Stojnić (IJ) Aja Kaszonyiová	Branka Pereglin Brigita Zdenjak
Organizing Committee	Željko Kolar (President) Zlatko Mateša (Vice pres.) Robert Greblički (Vice pres.) Mladen Horvatin (Vice pres.) Damir Oborovečki (Vice pres.) Ivica Balagović Anera Banovec Damir Banovec Marko Buhin Nikola Capar Nikola Gašpar Ivan Horvatek Ivančica Hršak Barbara Juranić Marina Kanceljak Buhin Ivan Kolarić Krunoslav Kolarić Marko Kontrec Mirjana Kontrec Rudolf Kontrec ml.	Rudolf Kontrec st. Milan Kralj Božidar Licht Željko Matanović Mladen Matković Dragutin Oborovečki Snježana Oborovečki Miroslav Pavlaković Branko Pereglin Branko Piljek Jasminka Preberina Stjepan Preberina Branko Seljan Pero Stojnić Mirjana Šafran Robert Špoljar Anica Tresk Biserka Vrbek Dragutin Vrbek Zlatko Žeinski
Computer processing:	Branko Pereglin	